

Scotlandville Comprehensive Community Development Plan

Study Area Demographic Summary

Population

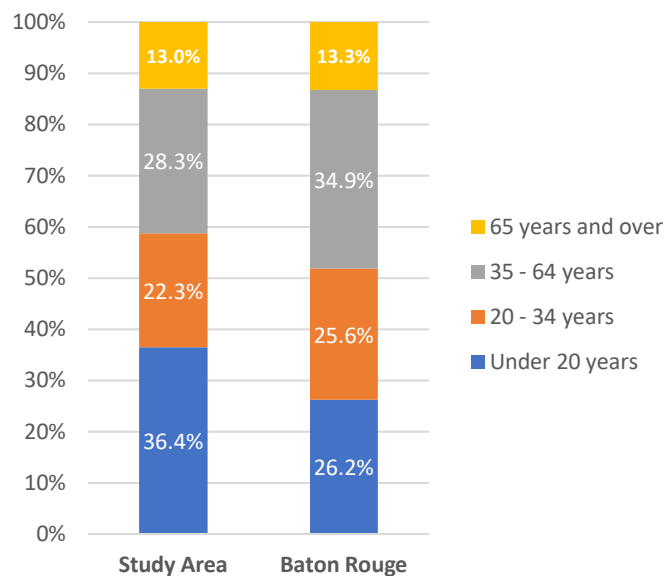
	2000	2010	2018	2000-2018 Change	Percent Change 2000-2018
Study Area	6,552	7,480	7,065	513	7.8%
Baton Rouge	412,852	440,171	444,094	31,242	7.6%

In 2018 the study area had a total population of 7,065, down 5.5% from 7,480 in 2010. However, between 2000 and 2018, the study area saw overall population growth of 7.8%, similar to Baton Rouge, which saw 7.6% population growth during this time period.

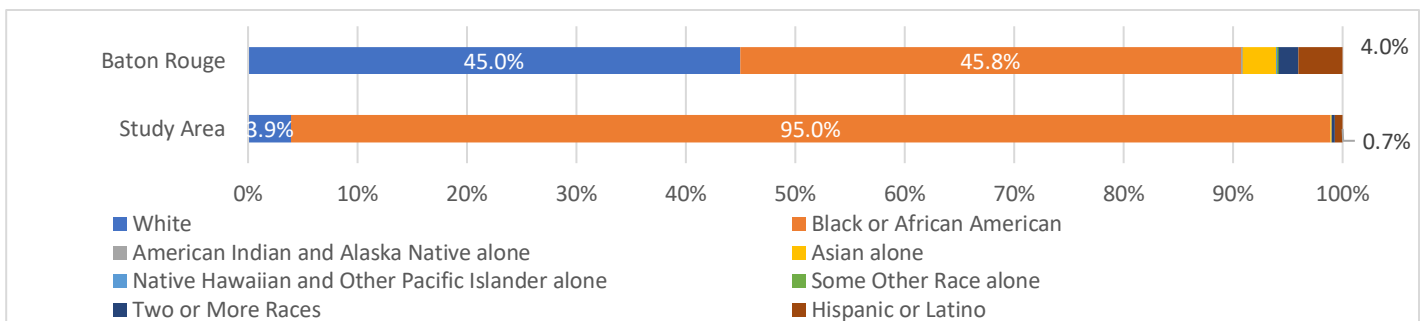
Age

The Study Area is significantly younger than Baton Rouge, with its population under 20 years comprising 36.4% of its population, which is 10 percentage points higher than that of Baton Rouge, whose population under 20 years comprises 26.2%.

The Study Area also has a lower proportion of persons between 20 and 64 years compared to Baton Rouge, however, the proportion of residents over 65 years is similar, comprising 13% for both areas.



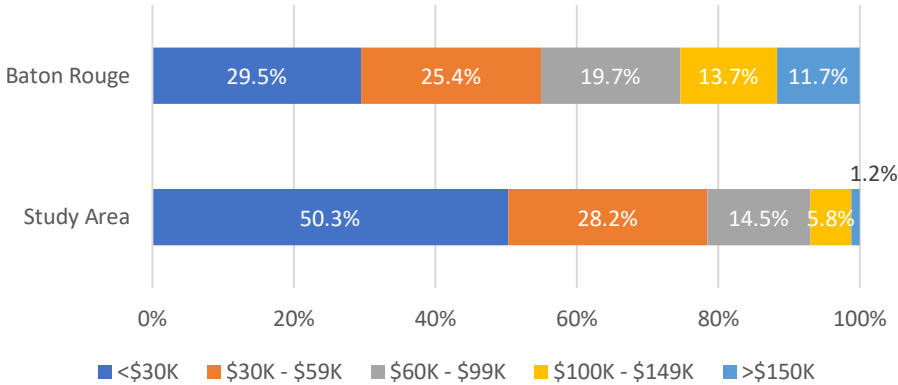
Race/Ethnicity



Scotlandville Comprehensive Community Development Plan

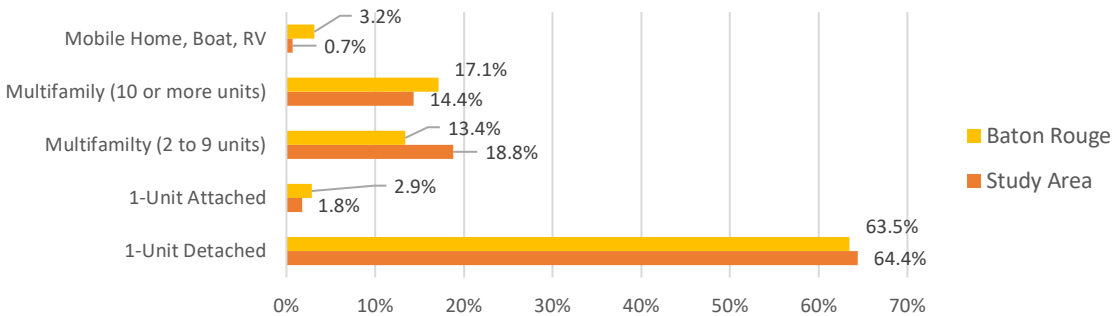
The Study Area’s residents are largely Black or African American (95%), while white residents represent 3.9%. These proportions significantly differ from Baton Rouge which has a fairly even split of Black or African American and white residents (45.8% and 45.0% respectively). The Study Area also has fewer percentages of Asian, Hispanic and two or more race residents than Baton Rouge but both geographies have similar percentages of Native American residents and those of some other race.

Household Income



Within the Study Area, over half of households have a household income under \$30,000 and just over one in four households earn over \$60,000. In Baton Rouge, 30% of households earn below \$30,000 and 45.1% earn \$60,000 or more per year

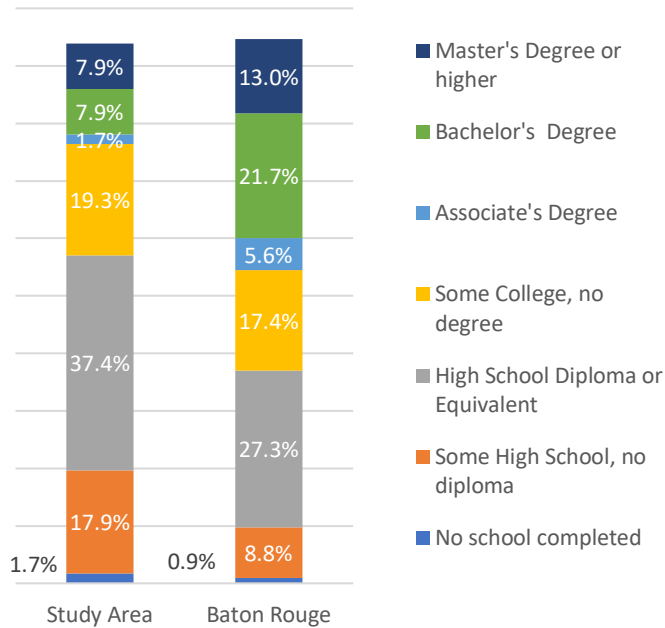
Housing Mix and Tenure



Most residents in the Study Area are renters (55.6%), while 44.4% are homeowners. In Baton Rouge, 41.1% of residents rent, while 58.9% own their homes. Similar to Baton Rouge, housing in the Study Area largely consists of single family detached housing (64.4%) and multifamily housing (33.2%). Compared to Baton Rouge, there is a higher proportion of 2 to 9-unit multifamily housing in the Study Area, while Baton Rouge has a higher proportion of 10 or more-unit multifamily housing.

Scotlandville Comprehensive Community Development Plan

Educational Attainment



Residents 25 years and over within the Study Area overall have lower levels of education compared to Baton Rouge-- 18% started high school but did not finish, twice that of Baton Rouge and 37.4% have up to a high school education, 10 percentage points higher than residents with up to a high school education in Baton Rouge. Residents within the study area also attain professional education at lower rates, where 15.8% have a Bachelor's degree or higher compared to 34.7% in Baton Rouge.

Employment

	Study Area	Baton Rouge
Unemployment Rate	15.6%	6.5%
Not in Labor Force	47.5%	34.5%

Unemployment in the Study Area (15.6%) is significantly higher than the rest of the parish (6.5%). Similarly, there is also a higher proportion of persons not in the labor force, which includes persons not actively seeking work.

The Study Area's demographics were analyzed using Baton Rouge Census Block Groups that were the closest geographic fit to the Study Area boundaries. Data comes from the U.S. Census Bureau 2018 American Community Survey 5-year estimates.